


RESULTS - MAR 30, 2003 - RESULTS

SCCA - SAN DIEGO REGION - SOLO II CHAMPIONSHIP

TRIPLE 'A' RACE TEAM (TART)



CLASS # CLUB CAR 1st Run 2nd Run 3rd Run

STOCK CLASSES

* 1	SS	142	DCCSD	94 Mazda RX7T	58.144	68.995	<u>56.869</u>
* 2	SS	146	SCAT	01 Corvette Z06	58.074	57.789	<u>57.672</u>
3	SS	7	SDAD	02 Corvette Z06	65.327/3	58.901	<u>58.242</u>
4	SS	732		02 Corvette Z06	59.798	59.071	<u>58.391</u>
5	SS	426	SDAD	02 Corvette Z06	61.231	59.163	<u>58.564</u>
6	SS	73	DCCSD	03 Corvette Z06	61.065	59.567	<u>58.891</u>
7	SS	384	SDAD	01 Corvette Z06	62.183	60.245	<u>59.649</u>
8	SS	717		01 Corvette Z06	74.391/1	61.757	<u>60.508</u>
1	SSL	385	SDAD	01 Corvette Z06	61.887	60.296	<u>59.582</u>
2	SSL	71	SDAD	02 Corvette Z06	59.986	<u>59.625</u>	65.766/2
* 1	AS	39		90 Corvette	58.933	58.412	<u>57.652</u>
2	AS	92	DCCSD	96 Corvette	71.424/2	<u>57.969</u>	58.080
3	AS	64	TART	96 Corvette GS	60.982	<u>60.673</u>	62.061/1
4	AS	390		90 Corvette	63.318	63.338	<u>61.867</u>
* 1	BS	373	DCCSD	98 BMW M3	<u>60.131</u>	60.651	60.837
* 2	BS	110		99 BMW Z3	63.326	<u>61.016</u>	61.195
3	BS	529		97 BMW M3	83.577/3	63.002	<u>62.240</u>
4	BS	690		03 S2000	<u>62.450</u>	63.176/1	63.562/1
5	BS	734		01 S2000	68.194	64.772	<u>64.679</u>
6	BS	0	DCCSD	84 TVR	66.211	65.211	<u>64.694</u>
7	BS	300		03 G35	72.278	<u>68.775</u>	69.138
8	BS	135		01 S2000	87.295/2	<u>69.741</u>	DNF
* 1	CS	432	DCCSD	01 Spyder	60.176	59.434	<u>58.477</u>
* 2	CS	234	DCCSD	00 Spyder	61.910/1	<u>59.656</u>	63.433
3	CS	583	SDAD	95 Miata	63.540	62.109	<u>61.854</u>
4	CS	115		03 Miata	63.155	62.842	<u>62.460</u>
5	CS	119		97 Miata	71.332	68.493	<u>65.595</u>
6	CS	511		94 Miata	69.495	68.130	<u>67.257</u>
7	CS	97		03 Miata	71.779	70.788	<u>69.067</u>
* 1	DS	166	DCCSD	98 Integra R	59.137	59.463	<u>58.708</u>
* 2	DS	528	DCCSD	02 Subaru WRX	<u>61.922</u>	61.275	62.449
* 3	DS	95		98 Integra R	63.246/1	<u>61.485</u>	64.027/1
* 4	DS	902		02 Subaru WRX	62.791	<u>62.092</u>	62.732
5	DS	822	DCCSD	01 Integra R	DNF	<u>62.196</u>	62.525
6	DS	308		02 Subaru WRX	62.459	64.941/1	<u>62.334</u>
7	DS	101	SDAD	02 Subaru WRX	63.384	63.263	<u>63.090</u>
8	DS	341		02 Subaru WRX	66.730	64.104	<u>63.424</u>
9	DS	842		02 Subaru WRX	65.327	64.796	<u>63.648</u>
10	DS	897		02 Subaru WRX	72.878	68.386/1	<u>65.809</u>
11	DS	949		02 Subaru WRX	68.341	67.100	<u>65.993</u>
12	DS	137		03 Mini S	70.025	67.712	<u>66.355</u>
13	DS	150		02 Subaru WRX	69.318	68.929	<u>66.535</u>
14	DSN	134		03 Mini S	68.756	67.849	<u>66.758</u>
15	DSN	125		02 Subaru WRX	73.792	71.332	<u>70.638</u>
16	DSN	220		03 G35	77.648	70.816	<u>69.068</u>
17	DSN	105		02 Subaru WRX	70.166	73.164	<u>69.100</u>
* 1	ES	91	DCCSD	90 Miata	60.294	DNF	<u>60.246</u>
* 2	ES	190	DCCSD	90 Miata	61.169	61.233	<u>60.397</u>
* 3	ES	688	DCCSD	90 Miata	61.069	<u>60.986</u>	62.299
4	ES	388	DCCSD	92 MR2	DNF	<u>61.078</u>	71.349/2
5	ES	307	DCCSD	90 Miata	61.338	63.488/1	<u>61.218</u>
6	ES	79	DCCSD	90 Miata	61.482	<u>61.363</u>	61.386
7	ES	11	SCAT	90 Miata	63.384	63.611	<u>61.710</u>
8	ES	124		93 Miata	<u>62.343</u>	66.273/1	71.650/4
9	ES	711		88 RX7	79.498/3	<u>64.586</u>	82.480/6
10	ESN	440		94 Miata	68.072	<u>66.148</u>	66.428
11	ESN	445		94 Miata	71.511	68.456	<u>66.901</u>
12	ES	986		86 RX7	DNF	69.863	<u>69.779</u>
13	ESN	250		88 Fiero	82.150/1	DNF	<u>70.803</u>
14	ES	118		91 MR2	<u>95.842/4</u>	106.762	DNF
* 1	FS	267		95 Camaro	DNF	<u>62.170</u>	DNR
2	FS	50	DCCSD	00 Mustang	65.576	64.850	<u>63.818</u>
3	FS	199	DCCSD	01 Mustang	<u>68.449</u>	68.501/1	73.185/3
4	FSN	540		97 BMW 528	71.819	<u>69.982</u>	71.185
* 1	GS	66	SDAD	86 CRX	61.214	60.887	<u>60.355</u>

SCCA AUTOX INFORMATION LINE (619) 441-1333



* 2	GS	31	DCCSD	02 Nissan SER	61.383	<u>61.315</u>	61.414
3	GS	106	TART	91 CRX Si	63.068	<u>62.183</u>	62.268
4	GS	391	DCCSD	02 Nissan SER	67.105/1	63.505	<u>62.850</u>
5	GS	83	SCAT	91 Integra GS	DNF	63.373	<u>62.927</u>
6	GS	752		98 GTI	66.009	67.982/2	<u>63.311</u>
7	GS	318		01 MP3	<u>63.502</u>	69.262/2	71.962/4
8	GS	193		96 Integra GSR	65.925	65.512	<u>65.095</u>
9	GS	443		01 MP3	70.528	68.616	<u>67.972</u>
10	GSN	138		92 Chev	70.897	70.939	<u>69.699</u>
11	GSN	145		00 Impreza	74.736	73.490	<u>71.028</u>
12	GSN	128		85 CRX Si	84.204	<u>79.522</u>	DNF



CLASS	#	CLUB	CAR	1st Run	2nd Run	3rd Run
1	GSL	121	96 Integra GSR	66.910	65.452	64.991
* 1	HS	176	DCCSD 98 Sentra SE	62.383	63.109	63.243
2	HS	21	DCCSD 87 Jetta	65.432	66.255	66.957
3	HS	961	93 Golf III	66.196	70.330	69.318
4	HSN	143	99 Protégé	72.980/1	70.245	69.238
5	HS	848	95 Accord	73.544	70.378	69.292
6	HSN	147	79 Spitfire	76.370	75.888	73.496
1	HSL	727	02 Mini Cooper	84.505	80.317	82.083/2
* 1	STS	132	SCNAX 92 SE-R	71.542/2	66.222/1	60.495
* 2	STS	838	SCNAX 89 Civic	60.716	61.228	60.550
* 3	STS	442	SCNAX 00 Ford ZX2	65.061/1	60.762	60.617
* 4	STS	554	DCCSD 99 Subaru	DNF	60.736	63.745/1
5	STS	823	92 SER	DNF	70.862/2	61.439
6	STS	270	SCNAX 92 Integra	63.110	68.610	61.619
7	STS	276	00 Civic	62.629	61.727	63.242/1
8	STS	156	SCAT 86 Civic Si	63.393	62.697	62.127
9	STS	925	DCCSD 02 WRX	62.912	62.897	63.174
10	STS	764	SCNAX 02 Focus	63.973	63.089	64.739/1
11	STSN	796	02 Mazda	66.281	64.955	63.962
12	STS	314	95 Saturn	63.986	77.507	64.067
13	STS	555	SCAT 00 Celica	DNF	64.232/1	DNR
14	STS	927	SCAT 01 Prizm	66.769	64.571	64.313
15	STS	549	02 Civic	DNF	64.423	64.714
16	STSN	237	02 Focus	71.944	67.357	65.940
17	STS	9	SCAT 02 Focus	66.932	67.891/1	66.349
18	STSN	315	02 Focus	68.129	79.070/3	66.855
19	STS	930	91 240SX	66.987	81.899	DNF
20	STS	173	92 Integra	68.224	67.465	67.820
21	STS	704	96 240SX	75.815	68.033	67.470
1	STSL	328	SCNAX 92 Sentra	DNF	DNF	66.363/2



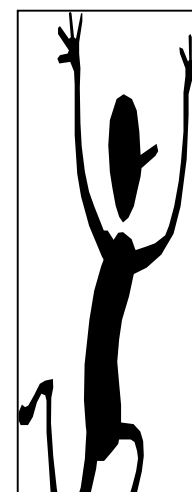
IMPROVED STOCK CLASSES

1	IS1	56	TART 91 Corvette	63.559/1	60.566	60.062
* 1	IS2	74	SDAD 92 Miata	58.587	58.525	58.509
* 2	IS2	200	99 Miata	60.189	59.446	58.965
* 3	IS2	294	SCAT 00 Miata	60.153	59.394	59.307
* 4	IS2	75	SCAT 94 Miata	67.359/3	59.815	64.603/2
5	IS2	724	SCAT 99 Miata	68.335/3	60.940	60.302
7	IS2	114	SDAD 02 Miata	63.183	61.402	64.116/1
8	IS2	32	SCAT 02 Miata	62.328	64.371	62.217
9	IS2	971	94 Miata	62.546	62.292	66.167/2
10	IS2	202	99 Miata	63.602	DNF	63.654
11	IS2	521	SCAT 02 Miata	78.379/1	DNF	63.932
12	IS2	551	DCCSD 01 Miata	65.919	63.978	64.005
13	IS2	406	99 Miata	67.911	66.339	65.424
14	IS2	976	94 Miata	67.098	66.903	65.909
15	IS2	413	94 Miata	66.956	66.699	66.358
16	IS2	232	90 Miata	DNF	81.395/2	68.349
1	IS2LN	431	94 Miata	73.361	74.051	72.951
* 1	IS3	333	SCAT 91 CRX	68.824/4	61.511	60.775
2	IS3	453	91 CRX Si	67.756	65.688	64.341
3	IS3	600	90 GTI	68.423	65.762	65.101
4	IS3N	871	98 Civic	71.903	76.472	70.385

STREET PREPARED CLASSES

* 1	ASP	6	DCCSD 02 Viper	56.416	55.640	55.125
2	ASP	686	00 Viper	57.019	56.151	58.782/1
3	ASP	956	DCCSD 98 Corvette	57.015	56.943	DNR
* 1	BSP	217	TART 90 Corvette	56.700	56.088	56.664
2	BSP	157	TART 93 Corvette	64.209/1	60.162	59.892
3	BSP	550	55 Porsche 550	68.279	67.262	67.196
* 1	CSP	444	SCAT 88 CRX	64.173	62.207	60.950
2	CSP	311	99 Civic	DNF	DNF	62.445
3	CSP	195	SCNAX 94 MX5	66.445	65.115	DNF
1	DSP	401	00 323i	86.060	64.216	63.663
* 1	ESP	428	SCNAX 00 Mustang	62.050	62.043	63.517/1
2	ESP	287	SCNAX 00 Dakota	62.307	DNF	62.059
3	ESP	317	97 Mustang	71.907	69.867	69.063
4	ESPN	420	79 Malibu	78.682	76.822	74.268
5	ESPN	205	79 Malibu	81.142	79.023	76.111
* 1	FSP	122	SDAD 73 Spitfire	61.174	59.430	59.441
2	FSP	223	SDAD 73 Spitfire	65.474	60.850	59.782
3	FSP	151	SCNAX 81 Scirocco	60.740	60.455	60.954


SCCA AUTOX INFORMATION LINE (619) 441-1333



4	FSP	739	SCNAX	96 GTI	63.962	64.207	64.225
5	FSPN	581		85 Corolla	68.366	66.550	65.868
* 1	SM	78	TART	97 BMW M3/4	56.239	57.127	56.534
* 2	SM	257	TART	95 BMW M3	57.732	56.805	56.922
* 3	SM	293	DCCSD	?? BMW M3	58.473	59.300/1	57.666
* 4	SM	447		02 WRX	60.413	60.660	58.731
5	SM	126	DCCSD	97 BMW M3	59.158	59.339	59.274
6	SM	588	SCNAX	02 WRX	60.387	59.548	59.298



CLASS	#	CLUB	CAR	1st Run	2nd Run	3rd Run	
7	SM	26	DCCSD	97 BMW M3	60.325	59.642	61.030/1
8	SM	460		97 Mustang	64.043	62.311	60.649
9	SM	448		95 GTI	61.017	62.168	61.866
10	SM	699		91 Escort	64.71	64.833	64.028
11	SM	654		99 Civic Si	65.354	64.398	64.485
12	SM	140	SCAT	86 Mustang	89.800/3	70.209/2	64.770
13	SM	61		90 Miata	65.122	65.497	65.021
14	SMN	794		96 Civic	68.410	67.886	67.073
15	SMN	127		73 Alfa GTV	68.616	68.641	67.348
16	SMN	221		89 Civic	69.859	67.726	77.127/1
* 1	SU	907	TART	00 Ferrari 360	DNF	56.744	58.003
* 2	SU	177	SDAD	02 Caterham 7	61.322	59.737	58.383
* 3	SU	955	DCCSD	92 NSX	59.218	58.949	59.658
4	SU	87	TART	92 Mustang	67.398/3	59.271	59.245
5	SU	285	TART	92 Mustang	64.144/1	60.420	59.728
6	SU	412	SCAT	91 Miata	60.990	60.140	60.013
7	SU	210	DCCSD	92 NSX	61.271	64.798/2	60.163
8	SU	375	SCAT	90 CRX	63.535	61.851	63.680/1
9	SU	504	DCCSD	71 Dat 510	64.345	63.962	64.271
10	SU	745		95 Miata	66.201	66.119	65.011
11	SUN	240		97 240SX	67.328	66.036	65.018
12	SU	65		02 GTI	66.022	65.352	67.113/1
13	SU	112		94 Miata	67.394	75.143	67.133
14	SU	324	SCAT	70 VW Bug	74.821/3	67.287	69.736/1
1	SUL	651		95 Integra	DNF	66.709	66.526



PREPARED & MODIFIED CLASSES (PAXED) PAX TIME

* 1	P1(CP)	174	SDAD	79 Mustang	60.576/2	56.192	55.400	.853	47.256
* 2	P1(AP)	167	SDAD	67 Elan	56.514	56.150	DNR	.871	48.907
3	P1(BP)	89	TART	87 RX7T	59.468/1	57.755	57.655	.865	49.872
4	P1(FP)	201	TART	81 RX7	60.178	60.709	66.048/1	.861	51.813
5	P1(AP)	167	SDAD	67 Elan	DNF	DNF	63.850	.871	55.613
6	P1(CP)	104		68 Camaro	66.877	66.860	65.555	.853	55.918
7	P1(FP)	163		73 240Z	77.635	70.024	DNR	.861	60.291
* 1	P1(APL)	522	SDAD	67 Elan	58.257	57.657	57.697	.871	50.219
* 1	P2(DP)	80	SDAD	67 Midget	57.947	57.464	57.698	.845	48.557
2	P2(DP)	180	SDAD	67 Midget	67.181	64.221	62.970	.845	53.210
3	P2(EP)	735		00 Focus	73.827	81.838	73.456	.863	63.393
* 1	M1(CM)	84	SDAD	76 Lola T342	55.271	54.874	53.603	.916	49.100
2	M1(BM)	29	SDAD	74 CSR	53.975	52.440	52.593	.946	49.608
3	M1(BM)	230		?? FV	61.383/3	54.241	54.018	.946	51.101
4	M1(BM)	129	SDAD	76 CSR	57.695	74.012/2	55.586	.946	52.584
5	M1(CM)	787		81 PRS FF	59.877	58.697	DNF	.916	53.766
6	M1(CM)	810		73 Lola T340	71.051	69.921/1	68.289/1	.916	62.553
TTD	M2(DM)	117	SDAD	62 Lotus S7	53.505	52.262	53.382	.891	46.565
2	M2(FM)	14	SDAD	63 Solo V	57.128	55.238	54.509	.894	48.731

PAX TIME

* 1	ASP	17	DCCSD	99 Corvette	57.218/1	54.750	54.867	.846	46.319
* 2	CS	721	DCCSD	00 MR2 S	66.567/4	57.953	57.566	.814	46.859
* 3	CS	183	DCCSD	00 MR2 S	67.977/5	57.912	60.247/1	.814	47.140
* 4	DSP	19	SDAD	74 X19	58.460	57.645	DNF	.818	47.154
5	STX	45	DCCSD	89 BMW 325is	59.178	59.213	DNF	.798	47.224
6	ESP	100	DCCSD	02 Z28	57.812	57.611	57.190	.826	47.239
7	CSP	291	DCCSD	94 Miata	56.314	60.926/2	57.863/1	.839	47.247
8	SM2	249	DCCSD	87 930	57.201	57.180	55.581	.851	47.299
9	SS	37	DCCSD	03 Z06	59.312/1	56.763	56.594	.837	47.369
10	CS	13	SCNAX	02 MR2	58.713	65.183/3	58.387	.814	47.527
11	SU	43	TART	93 RX7TT	57.674	57.308	56.316	.851	47.925
12	BS	227	DCCSD	01 S2000	60.344	68.862/4	59.772	.825	49.312
13	AS	44	DCCSD	02 BMW M3	59.744	62.751/2	59.769	.828	49.468
14	BS	701		00 S2000	68.809	62.875/1	60.124	.825	49.603
15	AP	367		67 Elan	61.686/1	60.902/1	58.028	.871	50.542
16	SM2	149	DCCSD	87 911T	62.981	61.734	DNR	.851	52.536

X CLASS ENTRIES - (TIME ONLY)

X	205		79 Malibu	77.301	75.550	74.607
X	420		79 Malibu	73.958	73.822	72.399
X	17	DCCSD	99 Corvette	58.325	54.516	56.714/1
X	291	DCCSD	94 Miata	67.475	55.819	55.772
X	13	SCNAX	02 MR2	60.321/1	65.095/2	60.014/1
X	529		02 S2000	61.770	61.650	61.359
X	6	DCCSD	02 Viper	54.856	54.905	56.563/1
X	428	SCNAX	00 Mustang	64.278/1	62.046	62.682
X	448		95 GTI	60.865	60.394	60.438
X	735		00 ZX3	71.085	74.167/1	70.173
X	840		85 MR2	64.730	63.314	63.113
X	195	SCNAX	94 Miata	67.489/1	68.079	66.268
X	183	DCCSD	00 MR2 S	60.777/1	58.095	60.388/1
X	78	TART	97 M3	68.273	56.172	DNR
X	137		03 Mini S	66.824	67.495	DNR

* - 1L = LADIES CLASS
TTD - TOP TIME OF THE DAY
TTW - TOP TIME WOMEN
DNF - DID NOT FINISH (COMPLETE) THE COURSE IN THE PROPER MANNER
DNR - DNR - DID NOT WORK
/# = INDICATES # OF PYLONS HIT (INCLUDES 2 SECOND PENALTY EACH)

THE MEMBERS OF TRIPLE "A" RACE TEAM THANK YOU
for attending and working during your assigned run group at this event.
If you have questions concerning this event or these results,
please contact:

@ (619) 440-2689



SOLO II
SCCA • SAN DIEGO

SATURDAY APR 19
SUNDAY MAY 25

WEST LOT

QUALCOMM STADIUM
QUALCOMM STADIUM



SAN DIEGO
REGION

